







Product overview

Grease- and oil lubrication pumps

						
Grease lubrication pump for NLGI 0-2	ALPB-BYN	ALPB-HSC	ALP81-BYN	ALPE	ABDB-05	ABDB-15
Oil lubrication pump	ALPBO-BYN	ALPBO-HSC	/	/		
Pump outlets and pump elements						
Max. outlets	4 x M22x1.5	4 x M22x1.5	3 x M22x1.5	2 x M22x1.5 7 x M14x1.5	5 x M22x1.5	15 x M22x1.5
Min. delivery rate per element M22x1.5	0.075 cm ³ / stroke	0.075 cm ³ / stroke	0.075 cm ³ / stroke	0.075 cm ³ / stroke	0.075 cm ³ / stroke	0.033 cm ³ / stroke
Max. delivery rate per element M22x1.5	0.225 cm ³ / stroke	0.225 cm ³ / stroke	0.225 cm ³ / stroke	0.225 cm ³ / stroke	0.225 cm ³ / stroke	0.230 cm ³ / stroke
Min. delivery rate per element M14x1.5	/	/	/	0.005 cm ³ / stroke	/	/
Max. delivery rate per element M14x1.5	/	/	/	0.020 cm ³ / stroke	/	/
Adjustable pump element	optional	optional	optional	optional	optional	Standard
Reservoir						
Reservoir size up to 5 L	2 L (PC) 4 L (PC)	2 L (PC) 4 L (PC)	1 L (PC) 2 L (PC)	1 L (PC) 2 L (PC) 4 L (PC)	4 L (PC)	/
Reservoir size up to 20 L	6 L (PC) 8 L (PC) 15 L (PC) 20 L (PC)	6 L (PC) 8 L (PC) 15 L (PC) 20 L (PC)	/	6 L (PC) 8 L (PC) 15 L (PC) 20 L (PC)	8 L (PC) 20 L (PC)	8 L (PC) 20 L (PC)
Reservoir size from 30 L	/	/	/	/	/	30 L (steel) 60 L (steel) 100 L (steel)
Level monitoring and refilling						
Level monitoring (grease version)	Sensor (standard)	Sensor (standard)	Sensor (standard)	Sensor (standard)	Ultrasonic sensor (optional)	Ultrasonic sensor (optional)
Level monitoring (oil version)	Float switch (standard)	Float switch (standard)	/	/	Ultrasonic sensor (optional)	Ultrasonic sensor (optional)
Level monitoring points	1 x Min. level	1 x Min. level	1 x Min. level	1 x Min. level	2 x Min. level 2 x Max. level	2 x Min. level 2 x Max. level
Refilling by hand press adapter (grease version)	optional	optional	optional	optional	optional	optional
Refilling by grease nipple (grease version)	Standard	Standard	Standard	Standard	/	/
Refilling by quick connector ISO 7241-1 6.3B (grease version)	optional	optional	optional	optional	optional	optional
Refilling from top cover (oil version)	Standard	Standard	/	/	Standard	Standard
Power supply						
Power range	12V DC 24V DC	230V AC	12V DC 24V DC	12V DC 24V DC	220-240/380-420V AC 290/500V AC	220-240/380-420V AC 290/500V AC
Special power range	/	/	/	/	available on request	available on request
Additional						
Integrated controller	AK06	AK06	AK06	AK21	/	/
External controller	available on request	available on request	available on request	available on request	available on request	available on request
Electrical connectors	1 x BYN + 1 x BD	3 x HSC	1 x BYN + 1 x BD	multiple connectors (check manual)	/	/
Max. operating pressure	350 bar	350 bar	350 bar	350 bar	350 bar	350 bar
IP class	IP 67	IP 65	IP 67	IP 65 / IP 67	IP 55	IP 55
Working temperature range	-35°C~70°C	-35°C~70°C	-35°C~70°C	-35°C~70°C	-20°C~70°C	-20°C~70°C
Mounting position	Vertical	Vertical	Vertical	Vertical	Vertical	Vertical

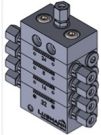



Product overview

Grease lubrication pompe-Single point

				
Grease lubrication pump-single point	ALP01A	ALP01B	ALP01C	ALP01G
General data				
Driven type	Motor powered by battery	Motor powered by battery	Motor powered by AC or DC power supply	Chemical reacted gas triggered by battery
Available reservoir size	120 / 250 / 500 ml	120 / 250 / 500 ml	120 / 250 / 500 ml	125 ml
Max. main outlets	1	1	1	1
Max. working pressure	40 bar	40 bar	40 bar	4 bar
Adjustable dispensing interval	1/3/6/12/24 months	1/3/6/12/24 months	1/3/6/12/24 months	1/2/3/.../12 months
Refilling method	Grease nipple M10x1 under magnet cap	Grease nipple M10x1 under magnet cap	Grease nipple M10x1 under magnet cap	Not refillable
Lubricant	Grease up to NLGI-CI.2	Grease up to NLGI-CI.2	Grease up to NLGI-CI.2	Grease up to NLGI-CI.2
Max. outlets by connecting a divider	8	8	8	/
Type of controller	integrated controller	integrated controller	integrated controller	/
Display mode	LED indicator display	LED indicator display	LED indicator display	/
Warning signal	Low level, low battery power, overloading	Low level, low battery power, overloading	Low level, overloading	/
Additional data				
Power type	Battery block with batteries 2 x Lithium AA ER14505 (Batteries installed in block, battery block replaceable)	Batteries 2 x Lithium AA ER14505 (Batteries replaceable individually)	external power supply 12/24V DC or 230V AC	/
Working temperature range	-20°C~60°C	-20°C~60°C	-20°C~60°C	-20°C~60°C
Reservoir material	Transparent PC	Transparent PC	Transparent PC	Transparent PCTG
IP protection	65	65	65	68
CE certification	YES	YES	YES	YES
ATEX certification	in preparation	in preparation	in preparation	in preparation
Min. to Max. height based on reservoir volume	192 to 282 mm	192 to 282 mm	192 to 282 mm	123 mm
Diameter of reservoir	80 mm	80 mm	80 mm	53 mm


Product overview

Progressive divider

				
Progressive lubrication divider for NLGI 0-2	JPQ1			
Progressive lubrication divider for oil	JPQ1_FKM			
Divider type and outlets				
Divider type	Segment	Segment	Block	Block
Structure of divider	1 x SE (no outlets) + N (1-N<10) x ME (with outlets) +1 x EE (with outlets)	1 x SE (no outlets) + N (2<N<11) x ME (with outlets) +1 x EE (without outlets)	Full block	Full block
Max. divider outlets	20	20	20	22
Min. divider outlets (without combination or bridge)	8	6	6	6
Operation pressure				
Max. operating pressure	300 bar	300 bar	350 bar	350 bar
Min. operating pressure	20 bar	20 bar	20 bar	20 bar
Divider metering				
Type of piston / metering unit	Multiple diameter of piston	Multiple diameter of piston	Fixed diameter of piston	Fixed diameter of piston, multiple length of metering unit
Delivery quantity per outlet	0.08 cm ³ / stroke 0.16 cm ³ / stroke 0.24 cm ³ / stroke 0.32 cm ³ / stroke	0.08 cm ³ / stroke 0.12 cm ³ / stroke 0.16 cm ³ / stroke 0.20 cm ³ / stroke 0.24 cm ³ / stroke 0.30 cm ³ / stroke 0.40 cm ³ / stroke	0.20 cm ³ / stroke	0.08 cm ³ / stroke 0.14 cm ³ / stroke 0.20 cm ³ / stroke 0.30 cm ³ / stroke 0.40 cm ³ / stroke 0.60 cm ³ / stroke 0.80 cm ³ / stroke 1.00 cm ³ / stroke 1.20 cm ³ / stroke 1.40 cm ³ / stroke 1.60 cm ³ / stroke 1.80 cm ³ / stroke
Divider monitoring				
Divider monitoring sensor PNP / NPN	optional	/	optional	optional
Position of divider monitoring sensor	Divider elements marked with "S"	/	Divider outlets No. 1S and 2S	Divider outlets No. 1S and 2S
Divider monitoring inductive sensor PNP / NPN	optional	optional	optional	optional
Position of divider monitoring inductive sensor	right or left (only pre-installed)	right or left (only pre-installed)	right or left (only pre-installed)	right or left (only pre-installed)
Divider monitoring indication pin	/	optional, only pre-installed	optional, only pre-installed	optional, only pre-installed
Inlet connection for fitting and hose				
Inlet thread	M10 x 1	G 1/4	M10 x 1	M10 x 1
Inlet hose/fitting D6	optional	optional	optional	optional
Inlet hose/fitting D8	optional	optional	optional	optional
Inlet hose/fitting D10	optional	optional	optional	optional
Inlet hose/fitting D12	optional	optional	optional	optional
Outlet thread	M10 x 1	G 1/8	M10 x 1	M10 x 1
Outlet hose/fitting D6	optional	optional	optional	optional
Outlet hose/fitting D8	/	optional	/	/
Combination of outlets				
Combination left and right by screw plug	optional	optional	optional only for outlet No. 1S and No. 2S	optional only for outlet No. 1S and No. 2S
Combination on same side by external bridge	optional	optional	/	/
Combination on same side by screw plug	/	/	optional	optional
Additional				
Preassembled with Solenoid valve	/	optional	/	/
Working temperature range	-35°C~70°C	-25°C~80°C	-35°C~70°C	-35°C~70°C
Material	Steel	Steel	Steel	Steel
Surface treatment	ZiNi	ZiNi	ZiNi	ZiNi
Installation dimension Length min. to max. (without Attachments)	75 to 178 mm	101 to 241 mm (without solenoid valve) 141 to 281 mm (with solenoid valve)	62 to 167 mm	70 to 190 mm
Width (without Attachments)	56 mm	55 mm	60 mm	60 mm
Height (without Attachments)	36 mm	45 mm	30 mm	40 mm

Product overview

Lubrication pinion

		
Lubrication pinion	LPM1	
General data		
Modulsize	14	16, 18, 20, 22, 24
Number of teeth	7	8
Type	modulized type	modulized type
Material	Thermoplastic polyurethanes (TPU)	Thermoplastic polyurethanes (TPU)
Width per lube pinion segment	20 mm	20 mm
Total width range per lube point	100 mm – 240 mm	100 mm – 240 mm
Lubricant	Grease up to NLGI-Kl. 2	Grease up to NLGI-Kl. 2
max. admissible volume flow	500 ml / min	500 ml / min
Operating temperature	- 40°C to +70°C	- 40°C to +70°C
Rotating direction	any direction	any direction
Mounting position	any position	any position
max. rotational speed	300 rpm	300 rpm
Deviation of the alignment of the axis of the lubrication pinion and the component to be lubricated	+ / - 1°	+ / - 1°
Lubricant inlet connection	G1/4	G1/4
Lubrication inlet fitting	optional	optional
Corrosion class for metal parts on the lube pinion	C4H	C4H
Lifetime	min. 6 millionen revolutions	min. 6 millionen revolutions
Mounting bracket	optional	optional

All information subject to technical changes.